

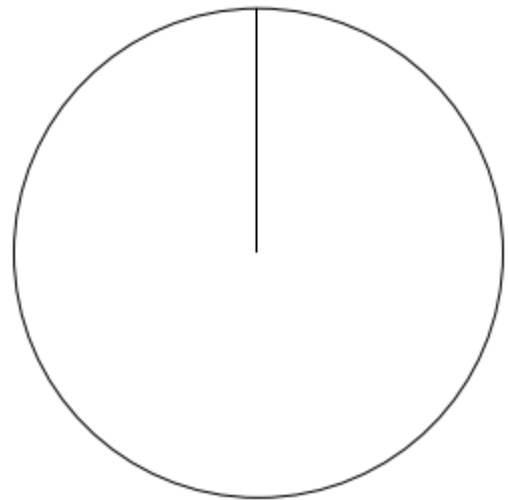
Drawing Pie Charts

Name _____

Questions – Use the tables provided to calculate the size of each section of the pie chart then draw it on the circle provided:

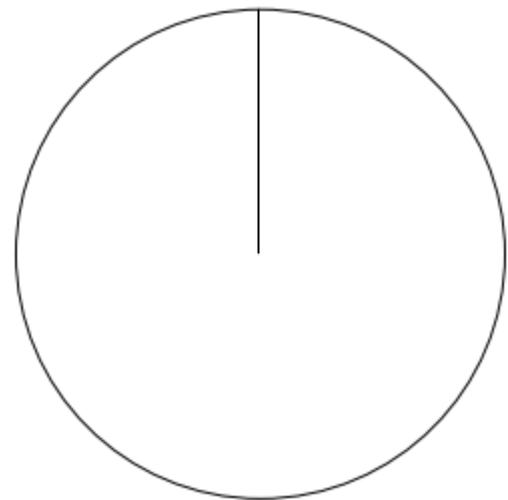
1)

Favourite football team	Number of people	Size of angle
Forest	10	
Derby	8	
County	3	
West Brom	15	
TOTALS		



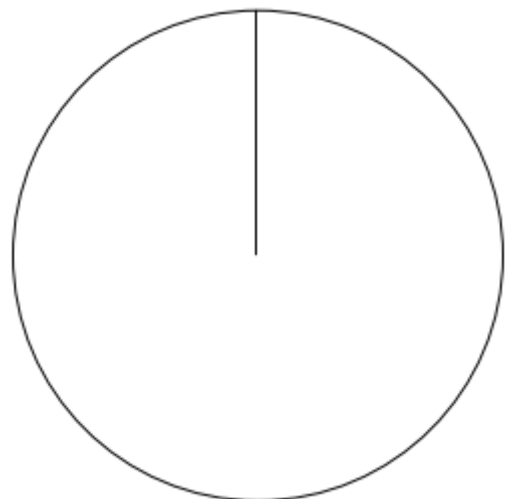
2)

Favourite Food	Number of people	Size of angle
Sunday Dinner	3	
Fast Food	10	
Soup	1	
Fish Fingers	6	
TOTALS		



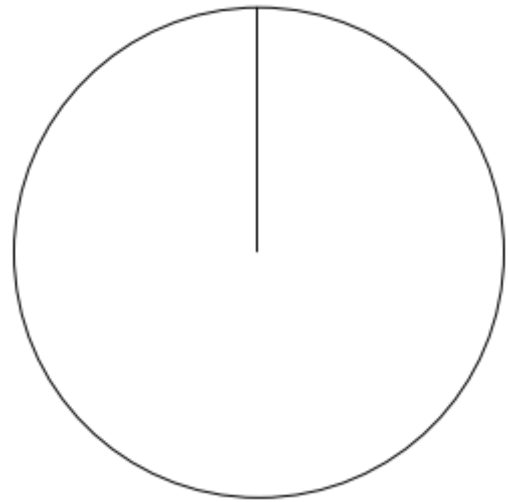
3)

Favourite Lesson	Number of people	Size of angle
Art	3	
Drama	4	
PE	15	
English	4	
Maths	4	
TOTALS		



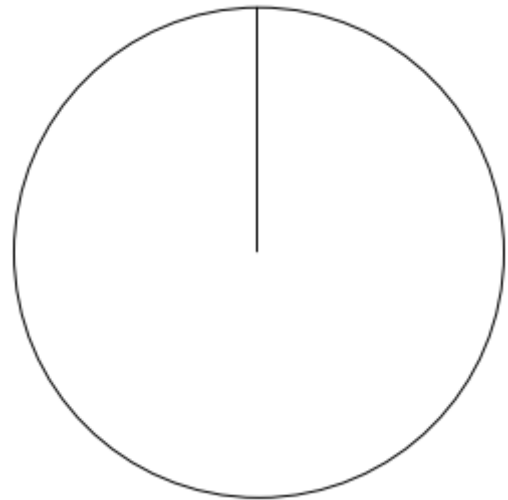
4)

Favourite YouTuber	Number of people	Size of angle
PewDiePie	15	
Zoella	10	
Danisonfire	5	
W2S	10	
TOTALS		



5)

Favourite Artist	Number of people	Size of angle
Taylor Swift	11	
Sia	10	
Black Veil Brides	6	
The Killers	18	
TOTALS		



6)

Dream travelling destination	Number of people	Size of angle
Europe	17	
Asia	20	
South America	15	
Africa	18	
Oceania	20	
TOTALS		

